



Location: CMA1b - Oil Street Site Office

Report on 24-hour TSP monitoring

Action Level ($\mu\text{g}/\text{m}^3$) - 176.7

Limit Level ($\mu\text{g}/\text{m}^3$) - 260

Date	Sampling Time	Weather Condition	Filter paper no.	Filter Weight, g		Elapse Time, hr		Sampling Time, hr	Flow Rate, m^3/min			Total Volume, m^3	TSP Level, $\mu\text{g}/\text{m}^3$
				Initial	Final	Initial	Final		Initial, Q_{si}	Final, Q_{sf}	Average		
1-Apr-15	8:00	Cloudy	011578	2.7074	2.8559	6130.75	6154.75	24.00	1.05	1.05	1.05	1510	98.4
7-Apr-15	8:00	Cloudy	011634	2.7646	2.8821	6157.75	6181.75	24.00	1.10	1.11	1.11	1596	73.6
13-Apr-15	8:00	Cloudy	011486	2.7507	3.0123	6184.75	6208.75	24.00	1.14	1.14	1.14	1638	159.7
18-Apr-15	8:00	Cloudy	011636	2.7592	2.9812	6211.93	6235.93	24.00	1.18	1.18	1.18	1696	130.9
24-Apr-15	8:00	Fine	011780	2.8202	3.1050	6238.93	6262.93	24.00	1.19	1.18	1.18	1706	166.9

Report on 1-hour TSP monitoring

Action Level ($\mu\text{g}/\text{m}^3$) - 320.1

Limit Level ($\mu\text{g}/\text{m}^3$) - 500

Date	Sampling Time	Weather Condition	Filter paper no.	Filter Weight, g		Elapse Time, hr		Sampling Time, hr	Flow Rate, m^3/min			Total Volume, m^3	TSP Level, $\mu\text{g}/\text{m}^3$
				Initial	Final	Initial	Final		Initial, Q_{si}	Final, Q_{sf}	Average		
2-Apr-15	8:05	Cloudy	011575	2.7163	2.7219	6154.75	6155.75	1.00	1.05	1.05	1.05	63	89.2
2-Apr-15	9:07	Cloudy	011573	2.7200	2.7290	6155.75	6156.75	1.00	1.05	1.05	1.05	63	143.4
2-Apr-15	10:09	Cloudy	011262	2.7793	2.7855	6156.75	6157.75	1.00	1.05	1.05	1.05	63	98.8
8-Apr-15	8:03	Cloudy	011621	2.7925	2.7997	6181.75	6182.75	1.00	1.11	1.11	1.11	67	107.7
8-Apr-15	9:06	Cloudy	011618	2.7857	2.7905	6182.75	6183.75	1.00	1.11	1.11	1.11	67	71.8
8-Apr-15	10:10	Cloudy	011562	2.7141	2.7191	6183.75	6184.75	1.00	1.11	1.11	1.11	67	74.8
14-Apr-15	9:25	Cloudy	011570	2.7350	2.7449	6208.75	6209.75	1.00	1.09	1.09	1.09	65	151.8
14-Apr-15	10:35	Cloudy	011714	2.8448	2.8559	6209.75	6210.75	1.00	1.09	1.09	1.09	65	170.2
14-Apr-15	13:00	Cloudy	011717	2.8350	2.8493	6210.75	6211.75	1.00	1.09	1.09	1.09	65	219.3
20-Apr-15	8:06	Cloudy	011637	2.7704	2.7824	6235.93	6236.93	1.00	1.18	1.18	1.18	71	170.0
20-Apr-15	9:12	Cloudy	011639	2.7616	2.7781	6236.93	6237.93	1.00	1.18	1.18	1.18	71	233.7
20-Apr-15	10:20	Cloudy	011735	2.8344	2.8451	6237.93	6238.93	1.00	1.18	1.18	1.18	71	151.6
25-Apr-15	8:43	Fine	011801	2.8115	2.8226	6262.93	6263.93	1.00	1.18	1.18	1.18	71	156.2
25-Apr-15	9:50	Fine	011804	2.7876	2.7925	6263.93	6264.93	1.00	1.18	1.18	1.18	71	68.9
25-Apr-15	10:55	Fine	011808	2.8178	2.8245	6264.19	6265.19	1.00	1.18	1.18	1.18	71	94.3

Location: CMA2a - Causeway Bay Community Centre

Report on 24-hour TSP monitoring
Action Level ($\mu\text{g}/\text{m}^3$) - 169.5
Limit Level ($\mu\text{g}/\text{m}^3$) - 260

Date	Sampling Time	Weather Condition	Filter paper no.	Filter Weight, g		Elapse Time, hr		Sampling Time, hr	Flow Rate, m^3/min			Total Volume, m^3	TSP Level, $\mu\text{g}/\text{m}^3$
				Initial	Final	Initial	Final		Initial, Q_{si}	Final, Q_{sf}	Average		
1-Apr-15	8:00	Cloudy	011577	2.7140	2.7993	15818.75	15842.75	24.00	1.06	1.05	1.05	1517	56.2
7-Apr-15	8:00	Cloudy	011261	2.7753	2.8608	15845.75	15869.75	24.00	1.17	1.19	1.18	1702	50.2
13-Apr-15	8:00	Cloudy	011485	2.7718	2.9688	15872.75	15896.75	24.00	1.08	1.08	1.08	1551	127.0
18-Apr-15	8:00	Cloudy	011716	2.8501	2.9667	15899.83	15923.83	24.00	1.18	1.18	1.18	1695	68.8
24-Apr-15	8:00	Fine	011703	2.7719	2.9508	15926.84	15950.84	24.00	1.07	1.07	1.07	1545	115.8

Report on 1-hour TSP monitoring
Action Level ($\mu\text{g}/\text{m}^3$) - 323.4
Limit Level ($\mu\text{g}/\text{m}^3$) - 500

Date	Sampling Time	Weather Condition	Filter paper no.	Filter Weight, g		Elapse Time, hr		Sampling Time, hr	Flow Rate, m^3/min			Total Volume, m^3	TSP Level, $\mu\text{g}/\text{m}^3$
				Initial	Final	Initial	Final		Initial, Q_{si}	Final, Q_{sf}	Average		
2-Apr-15	8:01	Cloudy	011576	2.7109	2.7144	15842.75	15843.75	1.00	1.05	1.05	1.05	63	55.5
2-Apr-15	9:04	Cloudy	011574	2.7199	2.7250	15843.75	15844.75	1.00	1.05	1.05	1.05	63	80.9
2-Apr-15	10:07	Cloudy	011263	2.7645	2.7667	15844.75	15845.75	1.00	1.05	1.05	1.05	63	34.9
8-Apr-15	8:05	Cloudy	011620	2.7867	2.7917	15869.75	15870.75	1.00	1.19	1.19	1.19	71	70.1
8-Apr-15	9:07	Cloudy	011617	2.8092	2.8159	15870.75	15871.75	1.00	1.19	1.19	1.19	71	93.9
8-Apr-15	10:09	Cloudy	011561	2.7300	2.7373	15871.75	15872.75	1.00	1.19	1.19	1.19	71	102.3
14-Apr-15	8:10	Cloudy	011571	2.7246	2.7307	15896.75	15897.75	1.00	1.08	1.08	1.08	65	94.4
14-Apr-15	9:12	Cloudy	011494	2.7516	2.7565	15897.75	15898.75	1.00	1.08	1.08	1.08	65	75.8
14-Apr-15	10:15	Cloudy	011713	2.8420	2.8497	15898.75	15899.75	1.00	1.08	1.08	1.08	65	119.2
20-Apr-15	8:05	Cloudy	011638	2.7649	2.7721	15923.83	15924.83	1.00	1.18	1.18	1.18	71	102.1
20-Apr-15	9:07	Cloudy	011640	2.7738	2.7810	15924.83	15925.83	1.00	1.18	1.18	1.18	71	102.1
20-Apr-15	10:09	Cloudy	011641	2.7828	2.7916	15925.83	15926.83	1.00	1.18	1.18	1.18	71	124.8
25-Apr-15	8:25	Fine	011710	2.7780	2.7843	15950.84	15951.84	1.00	1.07	1.07	1.07	64	97.9
25-Apr-15	9:34	Fine	011660	2.7707	2.7806	15951.84	15952.84	1.00	1.07	1.07	1.07	64	153.8
25-Apr-15	10:49	Fine	011663	2.7738	2.7798	15952.84	15953.84	1.00	1.07	1.07	1.07	64	93.2



Location: CMA3a - CWB PRE Site Office Area

Report on 24-hour TSP monitoring
Action Level ($\mu\text{g}/\text{m}^3$) - 171
Limit Level ($\mu\text{g}/\text{m}^3$) - 260

Date	Sampling Time	Weather Condition	Filter paper no.	Filter Weight, g		Elapse Time, hr		Sampling Time, hr	Flow Rate, m^3/min			Total Volume, m^3	TSP Level, $\mu\text{g}/\text{m}^3$
				Initial	Final	Initial	Final		Initial, Q_{si}	Final, Q_{sf}	Average		
1-Apr-15	8:00	Cloudy	011458	2.7672	2.9288	3260.56	3284.56	24.00	1.31	1.31	1.31	1884	85.8
7-Apr-15	8:00	Cloudy	011518	2.7491	2.8623	3287.55	3311.55	24.00	1.31	1.32	1.32	1895	59.7
13-Apr-15	8:00	Cloudy	011506	2.7648	3.0126	3314.54	3338.54	24.00	1.25	1.25	1.25	1805	137.3
18-Apr-15	8:00	Cloudy	011498	2.7584	2.8804	3341.55	3365.55	24.00	1.24	1.24	1.24	1789	68.2
24-Apr-15	8:00	Fine	011305	2.7677	2.8838	3368.55	3392.55	24.00	1.20	1.19	1.19	1720	67.5

Report on 1-hour TSP monitoring
Action Level ($\mu\text{g}/\text{m}^3$) - 311.3
Limit Level ($\mu\text{g}/\text{m}^3$) - 500

Date	Sampling Time	Weather Condition	Filter paper no.	Filter Weight, g		Elapse Time, hr		Sampling Time, hr	Flow Rate, m^3/min			Total Volume, m^3	TSP Level, $\mu\text{g}/\text{m}^3$
				Initial	Final	Initial	Final		Initial, Q_{si}	Final, Q_{sf}	Average		
2-Apr-15	9:22	Cloudy	011548	2.7310	2.7389	3284.56	3285.56	1.00	1.22	1.22	1.22	73	108.1
2-Apr-15	10:48	Cloudy	011547	2.7191	2.7234	3285.56	3286.56	1.00	1.22	1.22	1.22	73	58.9
2-Apr-15	13:00	Cloudy	011545	2.7389	2.7440	3286.56	3287.56	1.00	1.22	1.22	1.22	73	69.8
8-Apr-15	9:14	Cloudy	011515	2.7504	2.7524	3311.55	3312.55	1.00	1.24	1.24	1.24	74	26.9
8-Apr-15	10:45	Cloudy	011513	2.7338	2.7374	3312.55	3313.55	1.00	1.24	1.24	1.24	74	48.4
8-Apr-15	13:00	Cloudy	011511	2.7827	2.7850	3313.55	3314.55	1.00	1.24	1.24	1.24	74	30.9
14-Apr-15	8:55	Cloudy	011504	2.7811	2.7840	3338.54	3339.54	1.00	1.34	1.34	1.34	80	36.2
14-Apr-15	10:00	Cloudy	011502	2.7446	2.7462	3339.54	3340.54	1.00	1.22	1.22	1.22	73	21.8
14-Apr-15	13:00	Cloudy	011500	2.7358	2.7421	3340.54	3341.54	1.00	1.22	1.22	1.22	73	86.0
20-Apr-15	9:18	Cloudy	011308	2.7651	2.7695	3365.55	3366.55	1.00	1.27	1.27	1.27	76	58.0
20-Apr-15	10:42	Cloudy	011307	2.7703	2.7781	3366.55	3367.55	1.00	1.32	1.32	1.32	79	98.3
20-Apr-15	13:00	Cloudy	011306	2.7734	2.7815	3367.55	3368.55	1.00	1.27	1.27	1.27	76	106.7
25-Apr-15	8:21	Fine	011802	2.7933	2.8017	3392.55	3393.55	1.00	1.27	1.27	1.27	76	109.9
25-Apr-15	9:32	Fine	011805	2.7953	2.8055	3393.55	3394.55	1.00	1.27	1.27	1.27	76	133.5
25-Apr-15	10:40	Fine	011809	2.8010	2.8118	3394.55	3395.55	1.00	1.27	1.27	1.27	76	141.3



Location: CMA4a - SPCA

Report on 24-hour TSP monitoring

Action Level ($\mu\text{g}/\text{m}^3$) - 171.2

Limit Level ($\mu\text{g}/\text{m}^3$) - 260

Date	Sampling Time	Weather Condition	Filter paper no.	Filter Weight, g		Elapse Time, hr		Sampling Time, hr	Flow Rate, m^3/min			Total Volume, m^3	TSP Level, $\mu\text{g}/\text{m}^3$
				Initial	Final	Initial	Final		Initial, Q_{si}	Final, Q_{sf}	Average		
1-Apr-15	8:00	Cloudy	011457	2.7527	2.9859	20091.79	20115.79	24.00	1.26	1.25	1.26	1810	128.9
7-Apr-15	8:00	Cloudy	011517	2.7194	2.9282	20119.64	20143.64	24.00	1.36	1.37	1.37	1969	106.0
13-Apr-15	8:00	Cloudy	011507	2.7595	3.0578	20146.64	20170.64	24.00	1.31	1.31	1.31	1885	158.3
18-Apr-15	8:00	Cloudy	011499	2.7499	2.8791	20173.74	20197.74	24.00	1.30	1.30	1.30	1867	69.2
24-Apr-15	8:00	Fine	011310	2.7723	3.0365	20200.74	20224.74	24.00	1.30	1.30	1.30	1878	140.7

Report on 1-hour TSP monitoring

Action Level ($\mu\text{g}/\text{m}^3$) - 312.5

Limit Level ($\mu\text{g}/\text{m}^3$) - 500

Date	Sampling Time	Weather Condition	Filter paper no.	Filter Weight, g		Elapse Time, hr		Sampling Time, hr	Flow Rate, m^3/min			Total Volume, m^3	TSP Level, $\mu\text{g}/\text{m}^3$
				Initial	Final	Initial	Final		Initial, Q_{si}	Final, Q_{sf}	Average		
2-Apr-15	9:05	Cloudy	011549	2.7352	2.7527	20116.64	20117.64	1.00	1.36	1.36	1.36	81	214.9
2-Apr-15	13:00	Cloudy	011546	2.7410	2.7477	20117.64	20118.64	1.00	1.36	1.36	1.36	81	82.3
2-Apr-15	14:04	Cloudy	011544	2.7441	2.7624	20119.64	20120.64	1.00	1.36	1.36	1.36	81	224.7
8-Apr-15	9:02	Cloudy	011516	2.7382	2.7507	20143.64	20144.64	1.00	1.37	1.37	1.37	82	151.7
8-Apr-15	10:30	Cloudy	011514	2.7442	2.7512	20144.64	20145.64	1.00	1.37	1.37	1.37	82	84.9
8-Apr-15	13:00	Cloudy	011512	2.7436	2.7509	20145.64	20146.64	1.00	1.37	1.37	1.37	82	88.6
14-Apr-15	8:44	Cloudy	011506	2.7762	2.7840	20170.64	20171.64	1.00	1.31	1.31	1.31	79	99.3
14-Apr-15	9:50	Cloudy	011503	2.7630	2.7726	20171.64	20172.64	1.00	1.31	1.31	1.31	79	122.3
14-Apr-15	10:55	Cloudy	011501	2.7375	2.7466	20172.64	20173.64	1.00	1.31	1.31	1.31	79	115.9
20-Apr-15	9:01	Cloudy	011311	2.7643	2.7706	20197.74	20198.74	1.00	1.30	1.30	1.30	78	81.1
20-Apr-15	10:31	Cloudy	011400	2.7382	2.7457	20198.74	20199.74	1.00	1.30	1.30	1.30	78	96.5
20-Apr-15	13:00	Cloudy	011309	2.7575	2.7657	20199.74	20200.74	1.00	1.30	1.30	1.30	78	105.5
25-Apr-15	8:40	Fine	011657	2.7743	2.7857	20224.74	20225.74	1.00	1.30	1.30	1.30	78	145.7
25-Apr-15	9:44	Fine	011661	2.7817	2.7972	20225.74	20226.74	1.00	1.30	1.30	1.30	78	198.1
25-Apr-15	10:49	Fine	011664	2.8046	2.8195	20226.74	20227.74	1.00	1.30	1.30	1.30	78	190.4



Location: CMA5b - Pedestrian Plaza

Report on 24-hour TSP monitoring

Action Level ($\mu\text{g}/\text{m}^3$) - 181

Limit Level ($\mu\text{g}/\text{m}^3$) - 260

Date	Sampling Time	Weather Condition	Filter paper no.	Filter Weight, g		Elapse Time, hr		Sampling Time, hr	Flow Rate, m^3/min			Total Volume, m^3	TSP Level, $\mu\text{g}/\text{m}^3$
				Initial	Final	Initial	Final		Initial, Q_{si}	Final, Q_{sf}	Average		
1-Apr-15	8:00	Cloudy	011456	2.7626	2.8212	4568.43	4592.43	24.00	0.96	0.96	0.96	1383	42.4
7-Apr-15	8:00	Cloudy	011624	2.7759	2.9282	4595.42	4619.42	24.00	0.96	0.98	0.97	1399	108.9
13-Apr-15	8:00	Cloudy	011508	2.7526	2.9868	4622.42	4646.42	24.00	0.95	0.95	0.95	1362	171.9
18-Apr-15	8:00	Cloudy	011563	2.7247	2.8575	4649.53	4673.53	24.00	0.97	0.96	0.96	1389	95.6
24-Apr-15	8:00	Fine	011708	2.7796	2.9806	4676.53	4700.53	24.00	0.88	0.88	0.88	1264	159.1

Report on 1-hour TSP monitoring

Action Level ($\mu\text{g}/\text{m}^3$) - 332

Limit Level ($\mu\text{g}/\text{m}^3$) - 500

Date	Sampling Time	Weather Condition	Filter paper no.	Filter Weight, g		Elapse Time, hr		Sampling Time, hr	Flow Rate, m^3/min			Total Volume, m^3	TSP Level, $\mu\text{g}/\text{m}^3$
				Initial	Final	Initial	Final		Initial, Q_{si}	Final, Q_{sf}	Average		
2-Apr-15	13:00	Cloudy	011631	2.7785	2.7863	4592.43	4593.43	1.00	0.96	0.96	0.96	57	135.8
2-Apr-15	14:02	Cloudy	011630	2.7757	2.7833	4593.43	4594.43	1.00	0.96	0.96	0.96	57	132.4
2-Apr-15	15:04	Cloudy	011627	2.7746	2.7821	4594.43	4595.43	1.00	0.96	0.96	0.96	57	130.6
8-Apr-15	9:40	Cloudy	011466	2.7678	2.7796	4619.42	4620.42	1.00	0.98	0.98	0.98	59	200.7
8-Apr-15	10:50	Cloudy	011557	2.7321	2.7416	4620.42	4621.42	1.00	0.98	0.98	0.98	59	161.6
8-Apr-15	13:00	Cloudy	011585	2.7265	2.7395	4621.42	4622.42	1.00	0.98	0.98	0.98	59	221.1
14-Apr-15	13:00	Cloudy	011720	2.8519	2.8661	4646.42	4647.42	1.00	1.01	1.01	1.01	61	234.3
14-Apr-15	14:05	Cloudy	011721	2.8441	2.8570	4647.42	4648.42	1.00	0.95	0.95	0.95	57	227.2
14-Apr-15	15:10	Cloudy	011724	2.8243	2.8389	4648.42	4649.42	1.00	0.95	0.95	0.95	57	257.2
20-Apr-15	10:50	Cloudy	011782	2.8285	2.8313	4673.53	4674.53	1.00	0.93	0.93	0.93	56	50.1
20-Apr-15	13:00	Cloudy	011702	2.7836	2.7874	4674.53	4675.53	1.00	0.93	0.93	0.93	56	68.0
20-Apr-15	14:15	Cloudy	011707	2.7777	2.7790	4675.53	4676.53	1.00	0.93	0.93	0.93	56	23.3
25-Apr-15	8:34	Fine	011658	2.7895	2.7987	4700.53	4701.53	1.00	0.88	0.88	0.88	53	174.8
25-Apr-15	9:45	Fine	011662	2.8091	2.8142	4701.53	4702.53	1.00	0.88	0.88	0.88	53	96.9
25-Apr-15	10:52	Fine	011665	2.8016	2.8072	4702.53	4703.53	1.00	0.94	0.94	0.94	56	99.2



Location: MA1e - International Finance Centre (Eastern Wing)

Report on 24-hour TSP monitoring

Action Level ($\mu\text{g}/\text{m}^3$) - 173.4

Limit Level ($\mu\text{g}/\text{m}^3$) - 260

Date	Sampling Time	Weather Condition	Filter paper no.	Filter Weight, g		Elapse Time, hr		Sampling Time, hr	Flow Rate, m^3/min			Total Volume, m^3	TSP Level, $\mu\text{g}/\text{m}^3$
				Initial	Final	Initial	Final		Initial, Q_{si}	Final, Q_{sf}	Average		
1-Apr-15	8:00	Cloudy	011541	2.7224	2.7782	16755.59	16779.59	24.00	1.15	1.14	1.15	1651	33.8
7-Apr-15	8:00	Cloudy	011473	2.7676	2.8565	16782.58	16806.58	24.00	1.20	1.21	1.20	1731	51.3
13-Apr-15	8:00	Cloudy	011609	2.7255	2.9593	16809.58	16833.58	24.00	1.27	1.27	1.27	1835	127.4
18-Apr-15	8:00	Cloudy	011527	2.7256	2.8047	16837.69	16861.69	24.00	1.27	1.27	1.27	1823	43.4
24-Apr-15	8:00	Fine	011705	2.7660	2.9158	16863.69	16887.69	24.00	1.27	1.27	1.27	1831	81.8

Report on 1-hour TSP monitoring

Action Level ($\mu\text{g}/\text{m}^3$) - 325.1

Limit Level ($\mu\text{g}/\text{m}^3$) - 500

Date	Sampling Time	Weather Condition	Filter paper no.	Filter Weight, g		Elapse Time, hr		Sampling Time, hr	Flow Rate, m^3/min			Total Volume, m^3	TSP Level, $\mu\text{g}/\text{m}^3$
				Initial	Final	Initial	Final		Initial, Q_{si}	Final, Q_{sf}	Average		
2-Apr-15	8:02	Cloudy	011538	2.7289	2.7301	16779.59	16780.59	1.00	1.14	1.14	1.14	69	17.5
2-Apr-15	9:10	Cloudy	011282	2.7704	2.7729	16780.59	16781.59	1.00	1.14	1.14	1.14	69	36.4
2-Apr-15	10:24	Cloudy	011383	2.7376	2.7389	16781.59	16782.59	1.00	1.14	1.14	1.14	69	18.9
8-Apr-15	8:03	Cloudy	011470	2.7633	2.7662	16806.58	16807.58	1.00	1.21	1.21	1.21	72	40.0
8-Apr-15	9:10	Cloudy	011615	2.8132	2.8165	16807.58	16808.58	1.00	1.21	1.21	1.21	72	45.5
8-Apr-15	10:15	Cloudy	011612	2.7230	2.7258	16808.58	16809.58	1.00	1.26	1.26	1.26	75	37.1
14-Apr-15	8:05	Cloudy	011605	2.7196	2.7266	16833.58	16834.58	1.00	1.32	1.32	1.32	79	88.7
14-Apr-15	9:20	Cloudy	011463	2.7738	2.7762	16834.58	16835.58	1.00	1.23	1.23	1.23	74	32.4
14-Apr-15	10:30	Cloudy	011460	2.7710	2.7736	16835.58	16836.58	1.00	1.23	1.23	1.23	74	35.1
20-Apr-15	8:03	Cloudy	011524	2.7194	2.7223	16860.69	16861.69	1.00	1.27	1.27	1.27	76	38.2
20-Apr-15	9:14	Cloudy	011695	2.7764	2.7789	16861.69	16862.69	1.00	1.27	1.27	1.27	76	32.9
20-Apr-15	10:20	Cloudy	011698	2.8029	2.8073	16862.69	16863.69	1.00	1.27	1.27	1.27	76	58.0
25-Apr-15	8:32	Fine	011566	2.7283	2.7339	16887.69	16888.69	1.00	1.23	1.23	1.23	74	75.9
25-Apr-15	9:45	Fine	011569	2.7284	2.7329	16888.69	16889.69	1.00	1.23	1.23	1.23	74	61.0
25-Apr-15	10:53	Fine	011692	2.7844	2.7881	16889.69	16890.69	1.00	1.23	1.23	1.23	74	50.1



Location: MA1w - International Finance Centre (Western Wing)

Report on 24-hour TSP monitoring

Action Level ($\mu\text{g}/\text{m}^3$) - 173.4
 Limit Level ($\mu\text{g}/\text{m}^3$) - 260

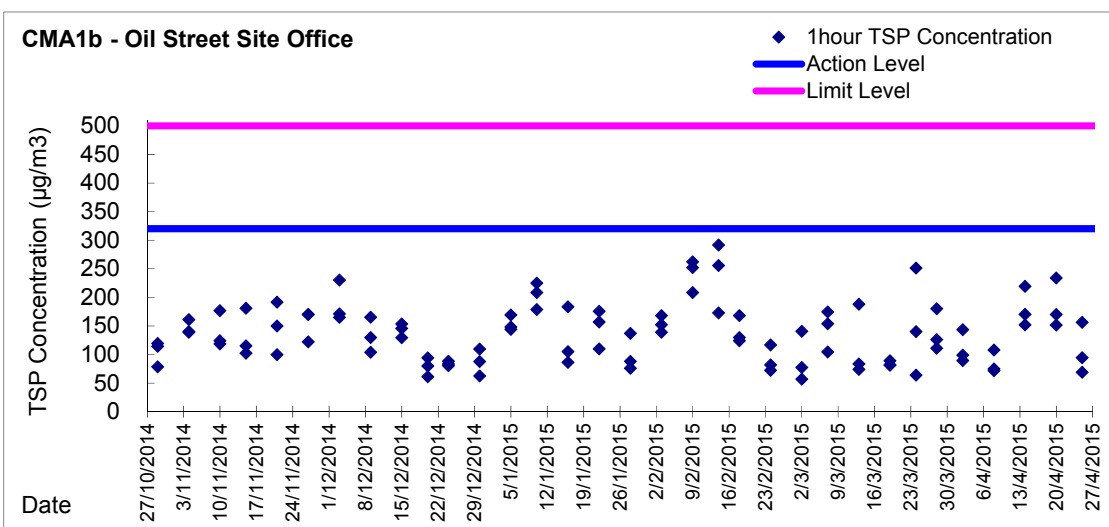
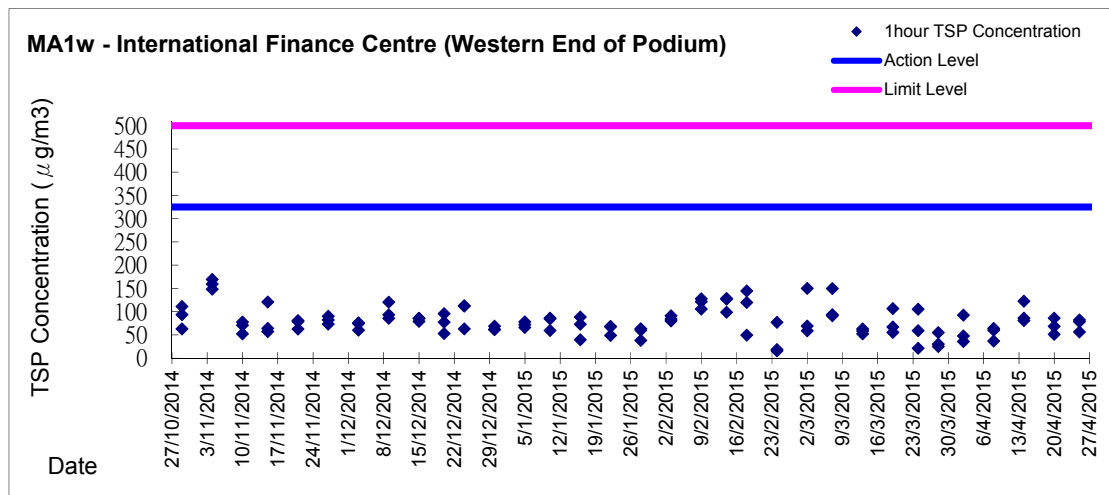
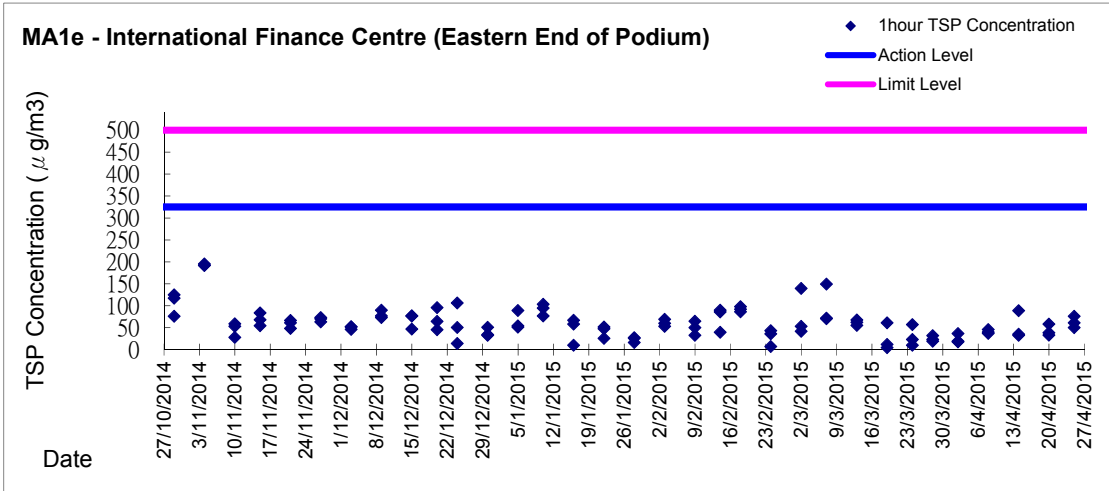
Date	Sampling Time	Weather Condition	Filter paper no.	Filter Weight, g		Elapse Time, hr		Sampling Time, hr	Flow Rate, m^3/min			Total Volume, m^3	TSP Level, $\mu\text{g}/\text{m}^3$
				Initial	Final	Initial	Final		Initial, Q_{si}	Final, Q_{sf}	Average		
1-Apr-15	8:00	Cloudy	011540	2.7287	2.8138	16803.84	16827.84	24.00	1.27	1.26	1.27	1823	46.7
7-Apr-15	8:00	Cloudy	011472	2.7431	2.8304	16830.84	16854.84	24.00	1.27	1.28	1.27	1835	47.6
13-Apr-15	8:00	Cloudy	011608	2.7243	2.7892	16857.83	16881.83	24.00	1.28	1.28	1.28	1845	35.2
18-Apr-15	8:00	Cloudy	011526	2.7140	2.8118	16884.92	16908.92	24.00	1.27	1.27	1.27	1830	53.4
24-Apr-15	8:00	Fine	011706	2.7667	2.9741	16911.97	16935.97	24.00	1.28	1.28	1.28	1839	112.7

Report on 1-hour TSP monitoring

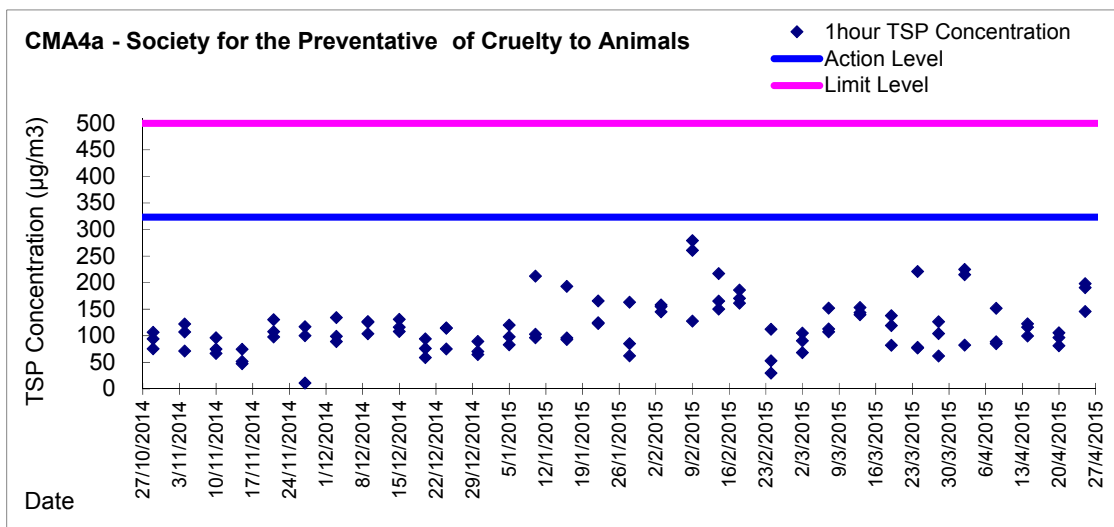
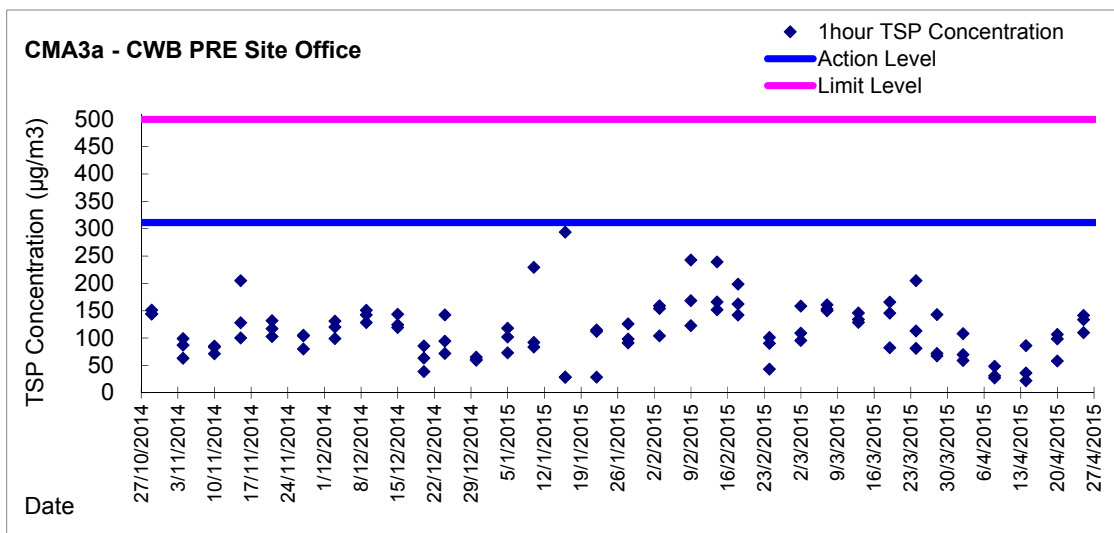
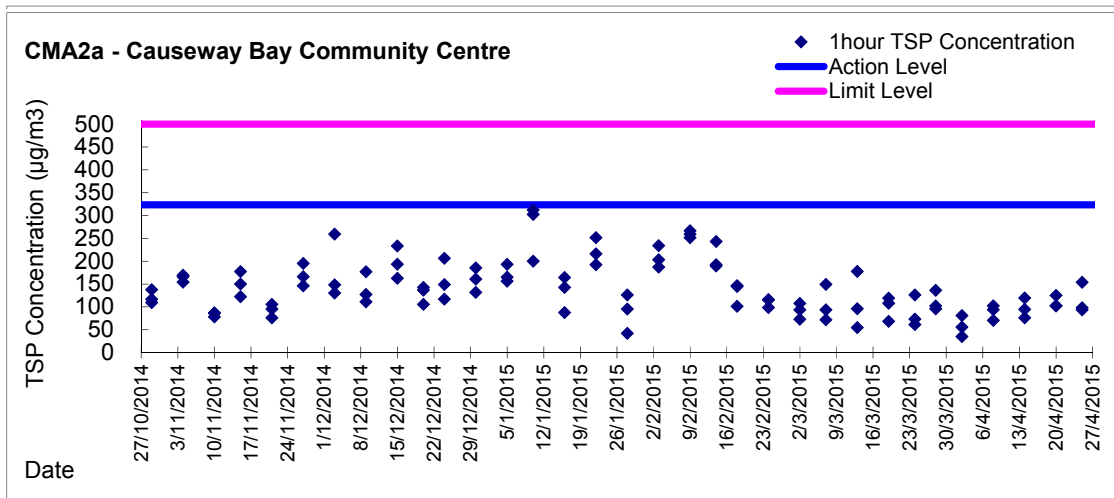
Action Level ($\mu\text{g}/\text{m}^3$) - 325.1
 Limit Level ($\mu\text{g}/\text{m}^3$) - 500

Date	Sampling Time	Weather Condition	Filter paper no.	Filter Weight, g		Elapse Time, hr		Sampling Time, hr	Flow Rate, m^3/min			Total Volume, m^3	TSP Level, $\mu\text{g}/\text{m}^3$
				Initial	Final	Initial	Final		Initial, Q_{si}	Final, Q_{sf}	Average		
2-Apr-15	8:02	Cloudy	011537	2.7389	2.7425	16827.84	16828.84	1.00	1.26	1.26	1.26	76	47.5
2-Apr-15	9:05	Cloudy	009672	2.8463	2.8533	16828.84	16829.84	1.00	1.26	1.26	1.26	76	92.3
2-Apr-15	10:07	Cloudy	011382	2.7227	2.7254	16829.84	16830.84	1.00	1.26	1.26	1.26	76	35.6
8-Apr-15	8:05	Cloudy	011469	2.7645	2.7691	16854.84	16855.84	1.00	1.28	1.28	1.28	77	59.9
8-Apr-15	9:09	Cloudy	011614	2.8101	2.8150	16855.84	16856.84	1.00	1.28	1.28	1.28	77	63.8
8-Apr-15	10:15	Cloudy	011611	2.7486	2.7514	16856.84	16857.84	1.00	1.28	1.28	1.28	77	36.5
14-Apr-15	8:05	Cloudy	011604	2.7116	2.7210	16881.83	16882.83	1.00	1.28	1.28	1.28	77	122.3
14-Apr-15	9:20	Cloudy	011462	2.7521	2.7583	16882.83	16883.83	1.00	1.28	1.28	1.28	77	80.6
14-Apr-15	10:30	Cloudy	011459	2.7573	2.7639	16883.83	16884.83	1.00	1.28	1.28	1.28	77	85.8
20-Apr-15	8:05	Cloudy	011523	2.7219	2.7271	16908.92	16909.92	1.00	1.27	1.27	1.27	76	68.3
20-Apr-15	9:07	Cloudy	011696	2.7838	2.7877	16909.97	16910.97	1.00	1.27	1.27	1.27	76	51.2
20-Apr-15	10:10	Cloudy	011699	2.7869	2.7934	16910.97	16911.97	1.00	1.27	1.27	1.27	76	85.7
25-Apr-15	8:42	Fine	011567	2.7187	2.7250	16935.97	16936.97	1.00	1.28	1.28	1.28	77	82.2
25-Apr-15	9:47	Fine	011694	2.7611	2.7671	16936.97	16937.97	1.00	1.28	1.28	1.28	77	78.3
25-Apr-15	10:50	Fine	011691	2.7790	2.7833	16937.97	16938.97	1.00	1.28	1.28	1.28	77	56.1

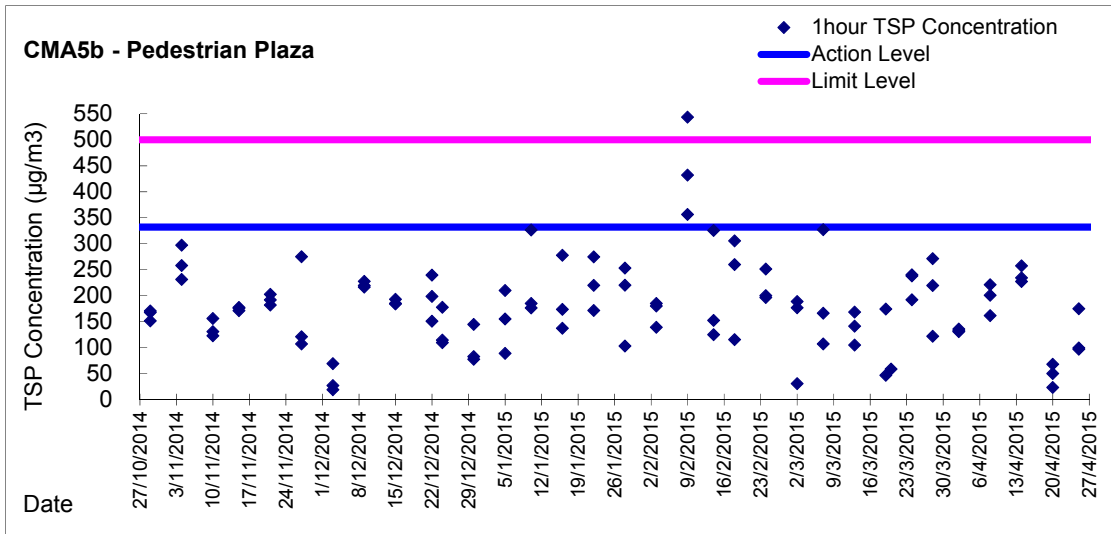
Graphic Presentation of 1 hour TSP Result



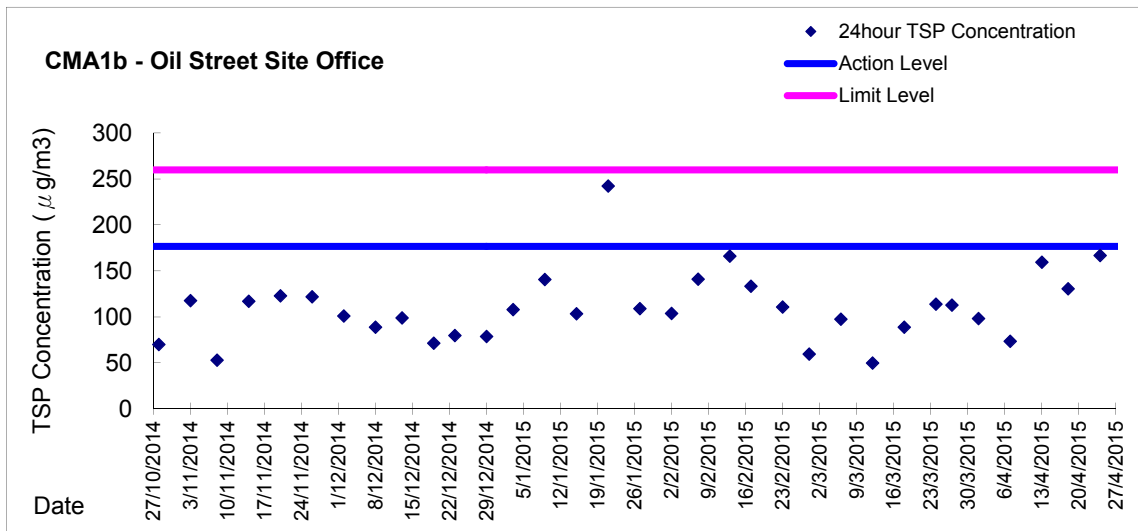
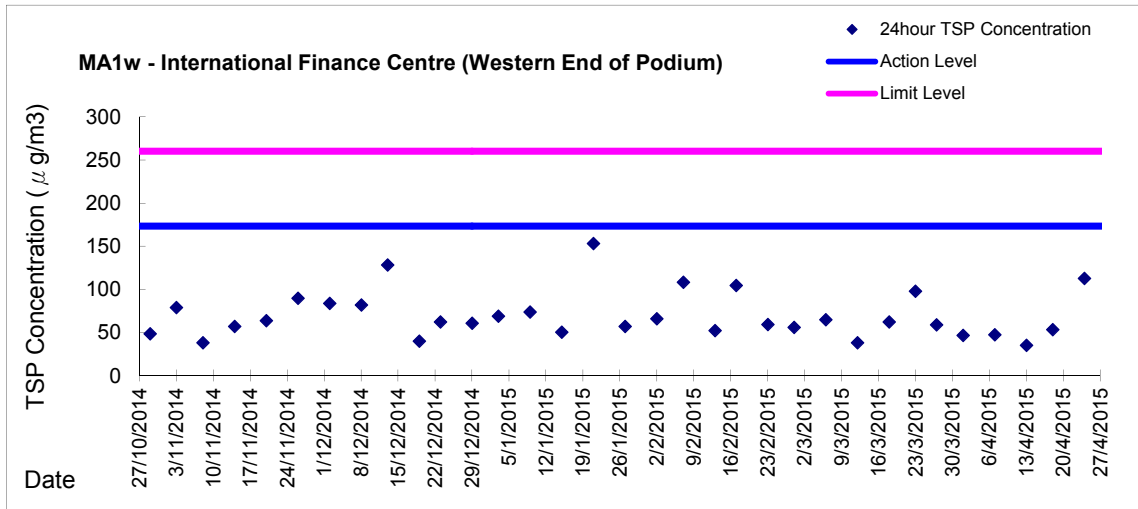
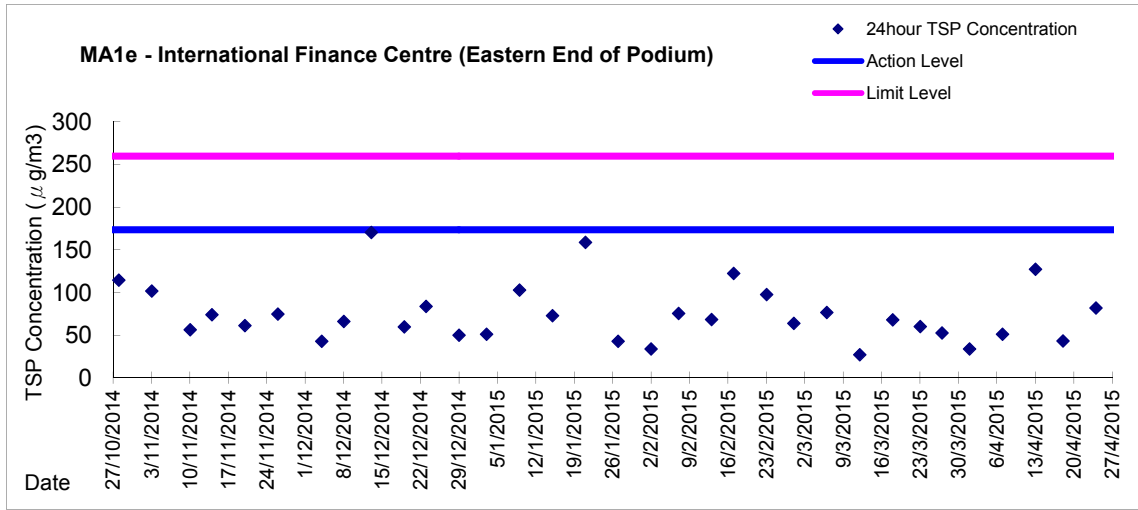
Graphic Presentation of 1 hour TSP Result



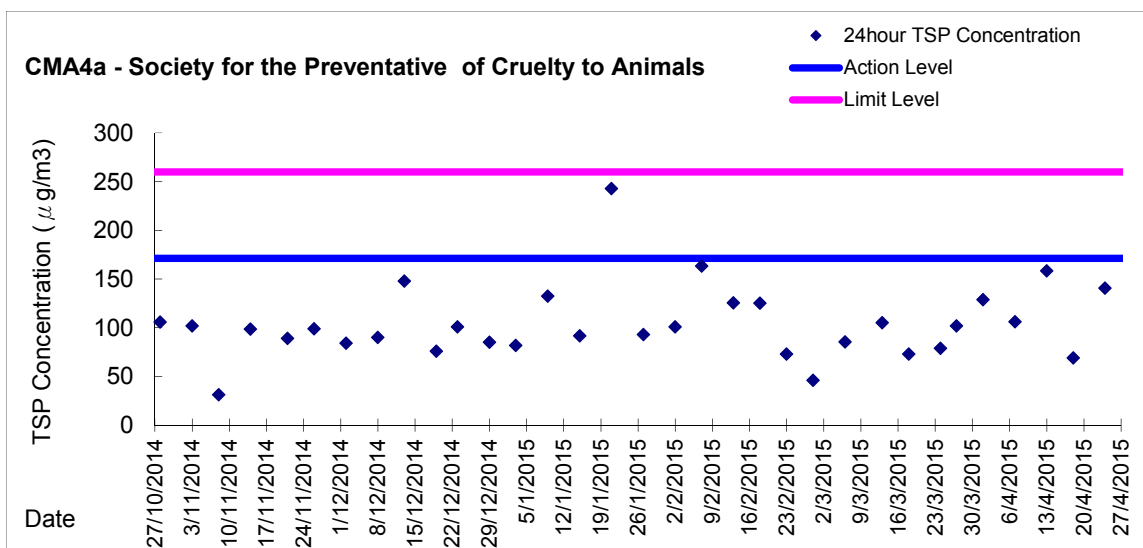
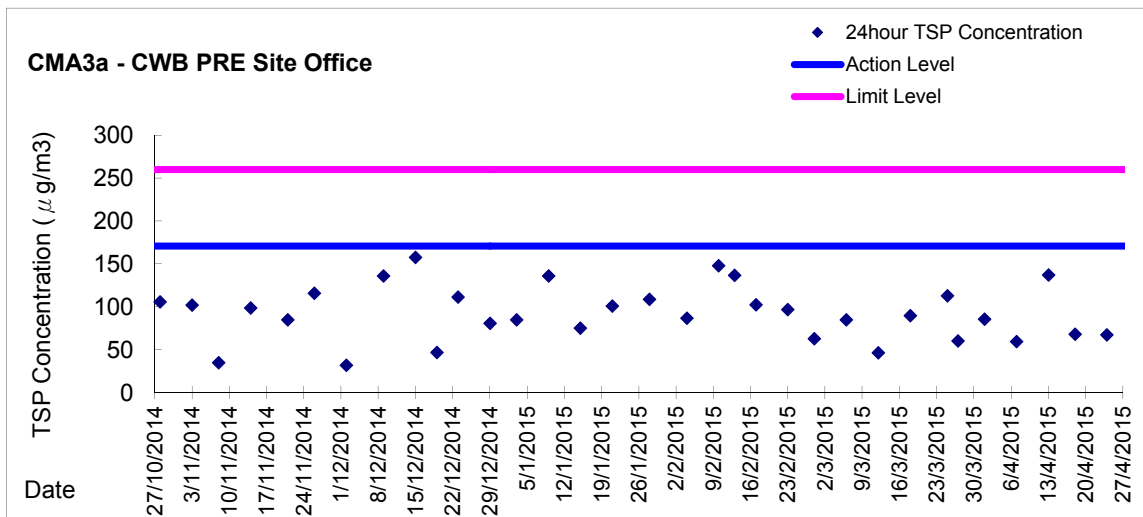
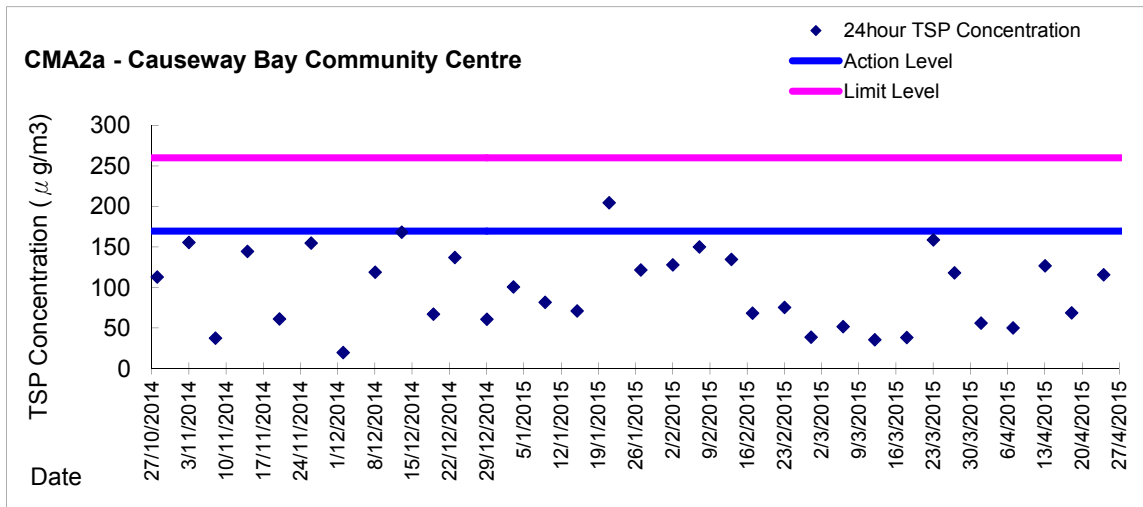
Graphic Presentation of 1 hour TSP Result



Graphic Presentation of 24 hour TSP Result



Graphic Presentation of 24 hour TSP Result



Graphic Presentation of 24 hour TSP Result

